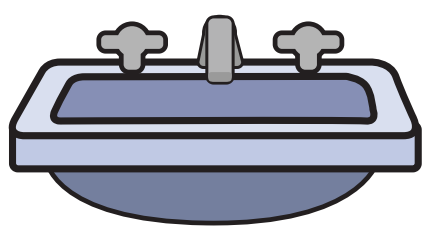




WASHING HANDS

Use this visual schedule to help your child follow the steps necessary to successfully wash his or her hands. You may wish to include photos of the actual materials your child uses, in order to better help him or her understand each step.

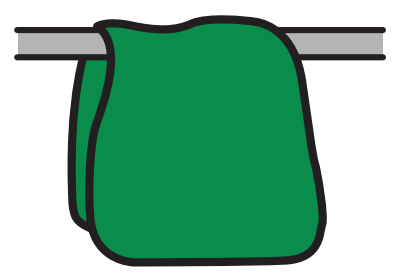
MATERIALS YOU WILL NEED



SINK

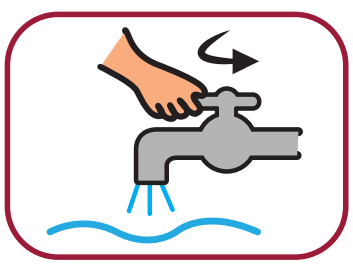


SOAP

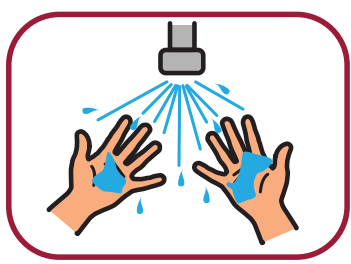


TOWEL

SEQUENCE OF STEPS



1. TURN ON SINK



2. WET BOTH HANDS



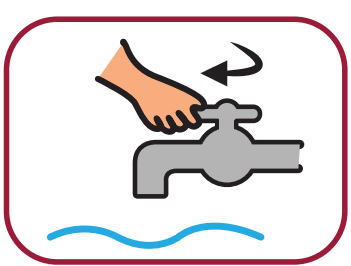
3. GET SOAP



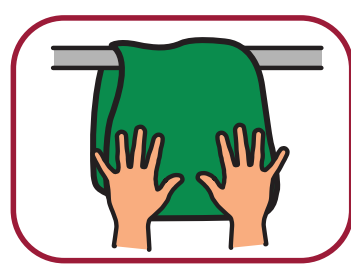
4. SCRUB BOTH HANDS



5. RINSE OFF BOTH HANDS



6. TURN OFF SINK



**7. DRY BOTH HANDS,
FRONT AND BACK**